

MINI BELLOW 63 - 70



MINI

Ø 63 - 280 m
Ø 70 - 200 m

Standard equipment

- Motorization bellows drive with mechanical speed regulation.
- Connection hose Ø 3" length 4 meters with 3" HR male coupler and 3"FLD male coupler.
- Manual turntable.
- Part circle gun KOMET 163 with nozzles Ø 12-14-16.
- Automatic trolley hooking and winch lifting device.
- Galvanized trolley with adjustable track
- Automatic shut off valve, DV , or water supply elbow connection.

Hydraulic performances

Model	Ø PE	PE Length(m)	PE Thickness (mm)	RLL*	Flow Rate (m ³ /h)	Inflow Pressure (Bars)	Irrigated strip width (m)	Average Area (ha)
Super	ø 63	280	4,7	80%	8 - 24	5 - 10	42 - 60	1,5
Mini	ø 70	200	5	80%	8 - 30	5 - 10	54 - 72	1,3



The optimal solution

*RLL : recovery last layer




Bellows 8" drive




Manual winch trolley lifting




Automatic trolley hooking



Hydrotilter engine



Speed regulation



Mechanical jack and rotation of the turntable

Equipment

Equipment (mandatory) :

- Water supply elbow connect. kit (bellow)
- Discharge valve
- Shut-off valve
- Ski kit for pendular trolley or wheel kit for front trolley OP-TIMA

- Optional mechanical equipment :
- Mechanical rotation of the turntable
- Connection hose for discharge valve 6m hr 3" VD

Technical characteristics

Model	Height (m)	Width (m)	Length ex trolley (m)	Length in trolley (m)	Height under frame	Tyres	Weight ex water	Weight inc water
Super Mini	2,05	1,75	2,90	4,75	0,28	185 x 70 x 13	700	1000